
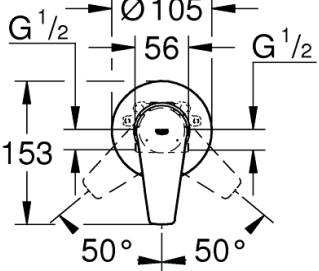
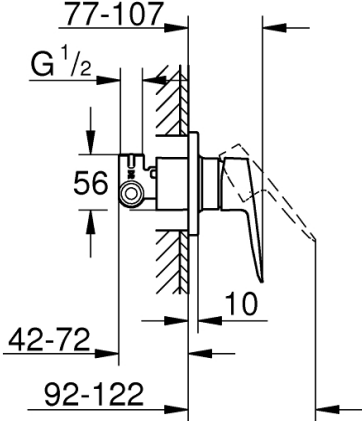






PROJECT		REF		REV	ITEM CODE	
LOCATION		DATE			PAGE	

SANITARY WARE SPECIFICATION SHEET

Item Descriptions	GROHE (Germany) "BauEdge" Single-lever shower mixer with concealed body	Illustration/ Drawing
Dimensions	L105 x W107 x H153 mm	  
Model	29040001	
Material	Chrome Plated	
Country of Origin	Germany	
Manufacturer	GROHE Limited	
Supplier	Acme Sanitary Ware Co. Ltd Mr. Eric Wong/ Mr. Don Yuen	
Contact Tel/Fax E-mail Website	(852) 2388-7171 / (852) 2710-8012 acme@acmesanitary.com.hk www.acmesanitary.com.hk	
<ul style="list-style-type: none"> • concealed installation • consisting of: • set for final installation • concealed body • GROHE Long-Life 46 mm ceramic cartridge • GROHE Long-Life finish • adjustable flow rate limiter • escutcheon- and shaft-sealing • optional temperature limiter ref. no. 46 375 000 		
 		

Note:

* All information of the above is for the reference only. No prior notice is made if any changes.



水務署
Water Supplies Department

總部 Headquarters

打道七號入境事務大樓 48 樓

Tower, 7 Gloucester Road, Wan Chai, Hong Kong



本署檔號
Our ref.
來函檔號
Your ref.

/2023 T/J(149/2023)

電話
Tel. :
傳真
Fax : 2824 0578

17 March 2023



Approval of "GROHE" Shower Mixer (General Acceptance No. C20230154)

Your letter ref. WRC/2845 dated 16 February 2023 refers.

Having considered the test report ref. 222320PC220408 issued on 2 February 2023 by Fugro Technical Services Limited, this Authority accepts that the fitting described below complies with, and its use when correctly installed does not contravene, the Waterworks Ordinance and Regulations.

Name of Manufacturer: Grohe AG

Country of Origin: Germany

Brand: Grohe

Details of Fitting: 1/2" Single lever shower mixer

Model: 29040XX1
(where "XX" denotes the code of colour)

Body Markings: 

Expiry Date: 20 December 2027



This Authority hereby permits the use of the above fitting in fresh water plumbing systems subject to full adherence to Waterworks installation requirements. In particular, you are required to draw your customers' attention to the following requirement-

"The cold water supply to the fitting shall be drawn from the same source that supplies the hot water apparatus so as to provide a balanced pressure and to obviate the risk of scalding in the event of a restriction or failure in the water supply." AND

"The shower head or handspray should not be placed in submerged conditions and should be securely fixed to the original position after use."

A condition of this acceptance is that the fitting to be installed shall be replicas of the sample as certified by the testing agent mentioned above and without modifications. This acceptance may be withdrawn at any time if the standard of the fitting installed fails to meet that of the approved sample or if the fitting is found to be unsuitable for use in fresh water plumbing systems.

This acceptance is only applicable to the main body of the fitting, unless otherwise specified.

For the use of the fitting in any project, the General Acceptance Number of this letter must be quoted as a means of identification of acceptance of the fitting by this Authority.

Should you have any enquiries, please contact our Engineer Ms Winnie LO at tel. no. 3583 4086.

Yours faithfully,



(YAU Hau Yin)

for Director of Water Supplies

Encl.

c.c. WSD 3321/1/82] - without catalogue
ME/MC] - with soft copy only